


Product Change Notification

INDUCTIVE COMPONENTS


October, 2012




Bourns® Model SRF1260 & SRF1280 Series Change to the Amount of Epoxy

The production process for the Bourns® Model SRF1260 and SRF1280 Series Dual-Winding Shielded Power Inductors will be modified to reduce the amount of epoxy applied between the inductor core and shield. Currently, the inductor core and shield are held together with epoxy that is manually applied completely around the core (see figure 1). The production process will now be automated to apply the epoxy in four spots to bond the core and shield (see figure 2).

This Product Change Notification reflects an anticipated positive change to reliability. The reduction in the amount of epoxy in between the core and shield, which will create free space for material thermal expansion, should help reduce the risk of core cracking during the reflow soldering process.



*Figure 1: Original -
Epoxy around the Core*



*Figure 2: New -
Epoxy in Four Spots*

Implementation dates are as follows:

Date deliveries of modified products will begin: May 1, 2013
Date manufacturing of existing product will cease: April 30, 2013

The first date code using the above changes will be 1314.

Qualification Plan:
Resistance to Soldering Heat Test per MIL-STD-202, Method 210
Vibration Test per MIL-STD-202, Method 204.

Qualification test data is available upon request.

Please contact your local [Bourns Representative](#) or [Bourns Customer Service](#) for further information.